

dati tecnici



12,00m



230KG



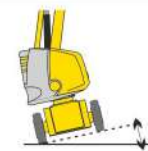
ELETTRICA



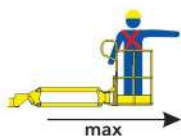
10,00m



355°



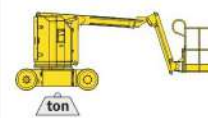
25%



6,50m



90°+80°



6,00 TON